



PREMIUM GAS LOG SETS

Vented Collection





In the chill of the season, family and friends gather around the comfort of the fireplace, making your home aglow with life. There's nothing like savoring a steaming cup of coffee or a robust glass of wine in front of a hearth fire, with beautiful Real Fyre gas logs.

Experience the vented collection from Real Fyre and enjoy the splendor and warmth of a wood fire while dramatically reducing air pollutants. By burning Real Fyre Gas Logs instead of wood, you become a friend to the environment by preserving precious forest resources for generations to come.

Available in more than 40 authentic styles, every Real Fyre gas log set is handcrafted and hand painted to create the most realistic log set ever manufactured---from its active natural flames down to its glowing bed of lifelike embers. Companion accessories such as remote controls, pine cones, acorns, additional branches and many other items further enhance the beauty and practicality of your hearth. Real Fyre has been warming homes, providing comfort, convenience and enjoyment for over 60 years. Experience Real-Fyre and ...

... Experience What's Real



Real Fyre Gas Logs are accepted by national and local building codes and authorities, and are available with one or more of the following listings or certifications:
CSA, RADCO, OMNI, ICC

Proud members of Hearth, Patio and Barbecue Association (HPBA), National Propane Gas Association (NPGA), and National Fireplace Institute (NFI) Advocate.





“THERE IS NO PLACE MORE DELIGHTFUL-
THAN ONE’S OWN FIREPLACE”

-MARCUS TULLIUS CICERO

Like an artist who can bring the beauty of nature to life, Real-Fyre artisans work from real wood samples to meticulously recreate the intricate bark detail and natural coloration of deeply charred wood. The burned-thru centers of the resulting log sets—from the Charred American Oak to the Charred Majestic Oak—reveal the brilliance and fiery heart of a robust, long-burning fire.

Experience the Charred Series from Real-Fyre and experience what's become the acknowledged pinnacle of realistic log sets.

Charred Majestic Oak (CHMJ)

Sizes: 24" - 42"





Charred American Oak (CHAO)

Sizes: 18"- 30"



Charred Oak (CHD)

Sizes: 16"- 30"



Pioneer Oak (PN)

Sizes: 24"- 36"



Charred Rugged Split Oak (CHRRSO)

Sizes: 18"- 30"



Charred Cedar (CHCR)

Sizes: 18"- 30"



Charred Split Oak (CHS)

Sizes: 18"- 36"



VENTED COLLECTION

CHARRED SERIES

Charred Forest Oak (CHF)

Sizes: 18"- 30"



Charred Northern Oak (CHN)

Sizes: 18"- 30"



Charred Red Oak (CHRED)

Sizes: 18"- 30"



Burnt Rustic Oak (HCHR)

Sizes: 16"- 30"



Burnt Split Oak (HCHS)

Sizes: 18"- 30"



Burnt Heritage Oak (CHH)

Sizes: 18"- 30"





Noble Oak (NO)

Sizes: 18"- 30"



Charred Royal English Oak (CHB)

Sizes: 18"- 42"



Charred Oak Stack (CHDS)

Sizes: 18/20"- 30"



See our Real Fyre accessories on pages 24-25 for ways to highlight your log set and hearth.



These hand painted originals, modeled from real wood samples, add a touch of elegance to your home. The quality and design of the Real-Fyre Designer Series capture the realism, texture and subtle nuance of nature's handiwork.

Experience the Designer Series from Real-Fyre and experience what's worth remembering.

Split Oak Designer Plus (SDP)

Sizes: 18" - 36"





American Oak (AO)

Sizes: 18"- 30"



Woodstack (WS)

Sizes: 18"- 30"



Red Oak (RED)

Sizes: 18"- 30"



Rustic Oak Designer (HRD)

Sizes: 16"- 42"



Royal English Oak (BD)

Sizes: 18"- 42"



Forest Oak (FO)

Sizes: 18"- 30"



Rugged Split Oak (RRSO)

Sizes: 18"- 30"



Split Oak (S)

Sizes: 18"- 30"



Mountain Birch (MBW)



Sizes: 18"- 30"



White Birch (W)

Sizes: 18"- 30"



Western Campfire (WCF)

Sizes: 18"- 30"



Golden Oak Designer Plus (RDP)

Sizes: 12"- 60"





Cedar (CR)

Sizes: 18"- 30"



Woodland Oak (WO)

Sizes: 18"- 30"



Coal Grate (V)

Sizes: 18"- 30"



See our Real Fyre accessories on pages 24-25 for ways to highlight your log set and hearth.



"YOU ARE A KING BY YOUR OWN FIRESIDE, AS MUCH AS ANY MONARCH IN HIS THRONE."
- MIGUEL DE CERVANTES SAAVEDRA

Since originating the gas log set some 60 years ago, Real-Fyre has grown to offer the broadest selection of log sets to enhance the home, and the most innovative technologies to safeguard the environment. Through it all, the Classic Series has withstood the test of time with traditional favorites, like Golden Oak, which will always be in style.

Experience the Classic Series from Real-Fyre and experience what's new again.

Golden Oak (R)

Sizes: 12" - 42"





Rugged Oak (RRO)

Sizes: 18"- 30"



Rustic Oak (HR)

Sizes: 16"- 42"



Royal English Oak (B)

Sizes: 18"- 42"



Post Oak (PO)

Sizes: 18"- 30"



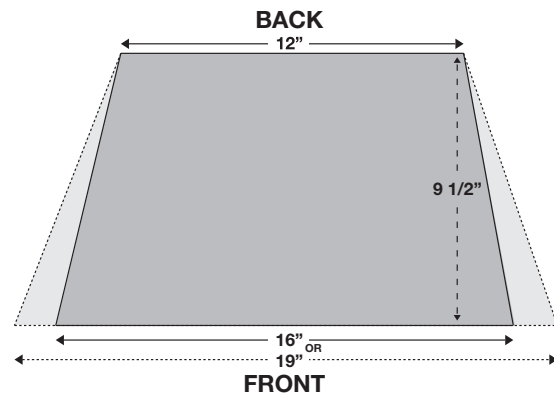
Coastal Driftwood (CDR)

Sizes: 18"- 36"



For those more intimate gatherings around a smaller hearth, we offer the Small Sets Series. Ideal for smaller wood-burning fireplaces or where reduced gas usage is desirable. These carefully crafted log sets are anything but small when it comes to the real warmth and rich ambience they will bring into your home.

Experience the Small Sets Series from Real-Fyre. Only 9 1/2" deep, and 12" rear width, these sets provide a large radiant flame with just 39,000 btu's



Charred Oak (CHD)

Sizes: 16"- 19"

CHD 19" Pictured





Golden Oak Designer Plus (RDP)

Sizes: 12"- 19"



Golden Oak (R)

Sizes: 12"- 19"



Rustic Oak Designer (HRD)

Size: 16"



Rustic Oak (HR)

Size: 16"



Burnt Rustic Oak (HCHR)

Sizes: 16"



Unique in their design and purpose, the specialty sets are crafted to meet the needs of specific fireplace types. Now, whatever the experience you hope to spark, Real-Fyre can make it a reality.

Experience a Specialty Set from Real-Fyre and experience what's special.

Charred Oak See-Thru (CHD)

Sizes: 18"- 30"



SEE-THRU SETS

See-thru sets are designed for fireplaces that are dual-sided.

Sets Available:

CHD-2
CHRRSO-2
CHAO-2
CHB-2
RDP-2
AO-2
SDP-2
RRSO-2
R-2

Charred Oak (Shown)
Charred Rugged Split Oak
Charred American Oak
Charred Royal English Oak
Golden Oak Designer Plus
American Oak
Split Oak Designer Plus
Rugged Split Oak
Golden Oak

G4-2-24
(SHOWN WITH OPTIONAL SPK 26)



G45-2-24
(SHOWN WITHOUT VALVE)



GF SERIES

This set is specifically made to allow closed glass doors when the log set is operating. With hidden controls, this unique burner system is equipped with a heat sensor that shuts down the burner when overheating occurs.

Sets Available: CHFRGF Charred Frontier Oak
 CHASGF Charred Aged Split (Shown)



GF-24-11

Charred Aged Split (CHASGF)

Sizes: 16"-30"



EPIC SERIES



EC-60-10

Mammoth Pine (MPEC)


Sizes: 24"- 60"






NEW COPPER REFLECTIVE FYRE GLASS

Crushed Fyre Glass shines radiantly throughout your entire fireplace and creates a brilliant fire as flames reflect prismatically off the Fyre Glass' multi-faceted surfaces. It is fully tempered "toughened" glass - fire tested up to 1200°F by Peterson's certified laboratory. Fyre Glass is formulated to stay as radiant as the first day its installed and tolerate extreme temperatures without melting or discoloring. Choose one or several of our many available colors to customize your fireplace, or outdoor fire pit.



NOTE: DUE TO THE MANUFACTURING PROCESS, THE COLOR VARIATION AND COLOR DENSITY WILL VARY AMONG THE FYRE GLASS.



** ADD "7" FOR 7.5 LB BAG, "10" FOR 10 LB BAG, OR "40" FOR 40 LB. CONTAINER
EXAMPLE: GL-10-B



EMERALD FYRE GEMS

Fyre Gems are designed so that your fireplace will glow and sparkle in a sea of vibrant, glistening flame. Their rounded and smooth surfaces reflect the fire providing a unique hearth experience. Each Fyre Gem is approximately $\frac{5}{8}$ " in diameter and is manufactured to withstand the extreme heat and temperature variations in the fireplace without melting or discoloring. Choose one, or several of our many available colors to customize your fireplace or outdoor fire pit.

Black Pearl

GLG-**-J



Coral Reef

GLG-**-R



Mint

GLG-**-M



Platinum

GLG-**-P



Glacier

GLG-**-C


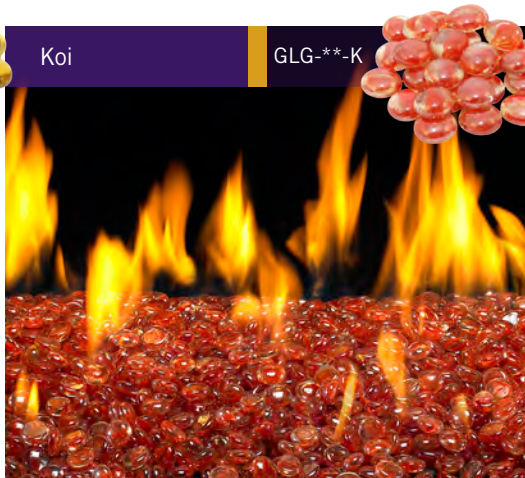


Deep Amber

GLG-**-A



NOTE: DUE TO THE MANUFACTURING PROCESS, THE COLOR VARIATION AND COLOR DENSITY WILL VARY AMONG THE FYRE GEMS.



** ADD "7" FOR 7.5 LB BAG, "10" FOR 10 LB BAG, OR "40" FOR 40 LB. CONTAINER
EXAMPLE: GLG-10-B

DIAMOND NUGGETS

The new shape in contemporary alternatives is the new Diamond Nugget. With a unique look, unlike any other, Real Fyre's icy Clear Diamond Nuggets set the standard in contemporary chic. These crystal-like oversized nuggets radiate a clean, modern feel and with their highly polished edges they give the appearance of melting chunks of ice in a sea of flame.



CLEAR

GLD-**-C

NEW



MIRRORED FYREBACKS

The Real Fyre collection of firebacks are specially designed to maximize the flame reflection in your fireplace while providing a functional backdrop for your fire logs or Contemporary Alternative products. Contemporary or traditional styling available in either polished stainless steel, black porcelain, or a polished rose gold finish. Whether you're trying to make a dramatic statement or an understated one, Real Fyre has the fireback that's perfect for any hearth.



Contemporary Polished Stainless Steel Fireback (FBCP-**) Traditional Polished Stainless Steel Fireback (FBSP-**) Polished Stainless Steel also available



Black Porcelain Fireback

FBSB-24

with Charred American Oak Logs



FBSG-24

Polished Rose Gold Fireback

with NEW Split Designer Plus Logs

GEO-SHAPES & RIVER ROCK

CONTEMPORARY ALTERNATIVES COLLECTION

RIVER ROCK

The assorted river rock is a combination of all three of available colors. Complete river rock sets of a complete color is also available. Choose from Ivory, Terracotta, or Slate



Assorted River Rock (STN-10)



Terracotta River Rock (STN-10T)



Slate River Rock (STN-10S)




Ivory River Rock (STN-10I)

Assorted River Rock

STN-10

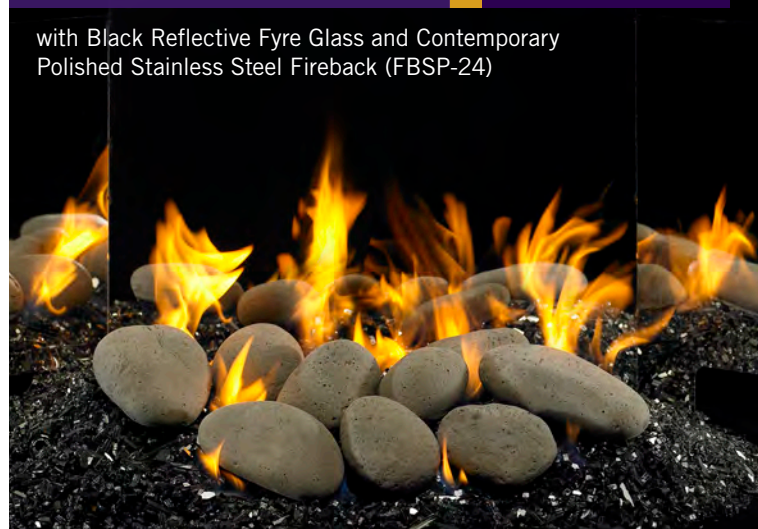
with Sapphire Fyre Glass



Slate River Rock

STN-10S

with Black Reflective Fyre Glass and Contemporary Polished Stainless Steel Fireback (FBSP-24)



GEO SHAPES



TETRAS (GEO-TS-4)



CONES (GEO-CI-4)



OBELISKS (GEO-OT-2)



*SPHERES (GEO-SS-4)



*PYRAMIDS (GEO-PI-4)



GEO DOMES (GEO-HT-4)



DIAMONDS (GEO-DS-4)

Geo Shapes

GEO-DI-4 & GEO-PT-4

with Black Fyre Glass



Geo Shapes

GEO-SI-4 & GEO-TT-4

with Gold Reflective Fyre Glass



Every Geo Shape set is available in one of three distinct colors: Terracotta, Ivory, and Slate

*Also available as a set of 4 large instead of the standard 2 large & 2 small.



GLOWING EMBER BURNER SYSTEMS (G4 & GX4)*

With dancing flames and a glowing ember bed, the G4 & GX4 are compatible with most Real-Fyre Log Styles and controls. The GX4 features a heavy-duty grate. RGA-72 Certified for Natural and Propane gas. Burners for see-thru, peninsula and island fireplaces are also available.



TRIPLE T BURNER SYSTEMS (G45 & GX45)*

This specialized burner system accentuates the front flame and embers of the log set and is compatible with most Real-Fyre log styles and controls. The G45 & GX45 systems are RGA-72 certified (GX45 includes a heavy-duty grate). ANSI standard certified systems, with controls pre-assembled at the factory, are available, as well as burner systems for see-thru, peninsula and island fireplaces. For Natural or Propane gas. Stainless steel G45 burner also available.



PAN BURNER SYSTEMS (P & PB)*

With Unique burner design for Real-Fyre Gas Logs (P Series) or Contemporary Alternatives Options (PB Series), these burner systems allow flames to erupt over the entire pan. Ideal also for see-thru, peninsula or island fireplaces. Available for Natural or Propane gas.

*Burners shown with optional control system.



ADVANCED GLOWING EMBER BURNER SYSTEMS (G46)*

This patented system features hidden installed controls, piezo ignition and lively flames and embers with less BTUs (fuel consumption). ANSI Standard Certified for Natural or Propane gas. Compatible with most Real-Fyre Log styles.



GLASS AND GEMS BURNER (G45-GL)

The G45-GL burner creates an enchanting flame picture when used with Fyre-Gems and Fyre-Glass. Use sand or vermiculite as the base and save on the amount of glass or gems required. Elevated platform provides the maximum effect of the reflective nature of these products and spread the flame for ultimate beauty and warmth.



STAINLESS STEEL TRIPLE T BURNER SYSTEMS (G45-**-SS)

This specialized burner system accentuates the front flame and embers of the log set and is compatible with most Real-Fyre log styles and controls. ANSI standard certified systems, with controls pre-assembled at the factory, are available. For Natural or Propane gas. Optional stainless steel grate is available.

AVAILABLE SIZE

BURNER SYSTEM	12"	16"	18"	19"	20"	24"	30"	36"	42"	48"	60"
G4	•	•	•	•	•	•	•	•	•	•	•
G4 SEE-THRU (see page 14)	•	•	•	•	•	•	•	•	•	•	•
G45	•	•	•	•	•	•	•	•	•	•	•
G45 STAINLESS STEEL	•	•	•	•	•	•	•	•	•	•	•
G45 SEE-THRU (see page 14)	•	•	•	•	•	•	•	•	•	•	•
G45 WITH ASSEMBLED VALVE**	•	•	•	•	•	•	•	•	•	•	•
G45 SEE-THRU WITH ASSEMBLED VALVE**	•	•	•	•	•	•	•	•	•	•	•
G46**	•	•	•	•	•	•	•	•	•	•	•
EC** (see page 15)	•	•	•	•	•	•	•	•	•	•	•
EC SEE-THRU**	•	•	•	•	•	•	•	•	•	•	•
P/PB	•	•	•	•	•	•	•	•	•	•	•
GF** (see page 15)	•	•	•	•	•	•	•	•	•	•	•

** Listed burners for certain geographical areas include assembled valve.
See your dealer if these burners are required for your area.

VRs REMOTE SYSTEMS

(VR-1A) Standard Remote Flame Height Control
(VR-2A) Remote Flame Height Control,



RRs REMOTE SYSTEMS

(RR-1A) Standard remote "On/Off" Control
(RR-2A) Remote "On/Off" Control,



COMPATIBLE VALVES

REMOTE SYSTEM	EPK-1	APK-10	APK-11	APK-15	APK-17
RR-1A	•	•	•	•	•
VR-1A	•	•	•	•	•
RR-2A	•	•	•	•	•
VR-2A	•	•	•	•	•



SPK-26
Low profile system. Manual valve control. Heat shield included.



SPK-20
Manual knob control safety pilot kit.



APK-11
Automatic remote lighting safety pilot system. Operated by on/off switch and/or remote control. Heat shield included. RR-1A included.



EPK-1
Automatic remote pilot lighting system. Features flame sensing pilot activation and no standing pilot. Remote control or manual option. RR-1A included.



APK-17
Low profile valve system that maximizes flame presentation and allows adjustment of flame height with remote control. VR-1A included.



APK-15
Allows adjustment of flame height and heat output with a remote control. Decorative wood chunk and heat shield included. VR-1A included.



EPK-1M-AD
Electronic, non-standing pilot system designed to be installed outside the firebox.



APK-10
High volume (up to 240,000 BTU's) on/off remote control with standing pilot. RR-1A included.

BURNER / VALVE COMPATIBILITY CHART

CONTROL MODEL	BURNER SIZE		
	G4 & G45 STANDARD	G45-2 SEE-THRU	G4-2 SEE-THRU
SPK-20	12"-60"	18"-30"	12"-60"
SPK-20P	12"-60"	18"-30"	12"-60"
SPK-26	12"-60"	18"-30"	12"-60"
SPK-26P	12"-60"	18"-30"	12"-60"
APK-10	12"-60"	18"-30"	12"-60"
APK-10P	12"-60"	18"-30"	12"-60"
APK-11	12"-30"	18"	12"-16"
APK-11P	12"-60"	18"-30"	12"-30"
APK-15	12"-30"	18"-30"	12"-16"
APK-15P	12"-60"	18"-30"	12"-30"
APK-17	12"-36"	18"-30"	12"-18"
APK-17P	12"-60"	18"-30"	12"-60"
EPK-1	12"-30"	18"-30"	12"-16"
EPK-1P	12"-60"	18"-30"	12"-30"



Create a cozy and elegant environment in your home with Real-Fyre Gas Logs. To further enhance your hearth, select from an assortment of additional branches, wood chunks, acorns and pine cones.



PC-4 PINE CONES



AC-6 ACORNS



WOODCHIPS:
WCH-6 CHARRED
WC-6 DESIGNER



PCW-4 WILDERNESS PINE CONES



DP-2 DECOR PACK



DP-7 DECOR PACK
FEATURING BRYTE COALS



BR-17 17" OAK BRANCH



SS-BONUS SPLIT LOGS



BR-2 9" OAK BRANCHES



BDC-4 FOUR CHARRED BRANCHES



SD-BONUS DESIGNER LOGS



CHC-01 CHARRED SERIES CHUNK



CHEC-1 CHARRED VALVE COVER



WCRD-1 WOODCHIP RING



WCEC-1 DESIGNER VALVE COVER



WCDC-1 WOOD CHUNK DECOR COVER
Hides remote receiver or crackler.



PCDC-1 PINE CONE DECOR COVER
Hides remote receiver or crackler.



CS-10 SILICA SAND



EM-1 EMBERS



LF-10 & LFC-10
LAVA GRANULES & COALS



LOG LIGHTERS
LG-1 Rigid Single Gas log lighter. LL-1 Gasaver Single Gas log lighter. LC-1 14" Cast Iron log lighter.



FF-04 FENDER (18", 24", 30")



GL-1 GLOWING EMBER ADHESIVE

REAL-FYRE VENTED GAS LOG SETS LIMITED WARRANTY HIGHLIGHTS

ALL PETERSON VENTED CERAMIC REFRACTORY GAS LOGS ARE WARRANTED FOR AS LONG AS YOU OWN THEM (LIFETIME). ALL PETERSON VENTED BURNERS ARE WARRANTED FOR TEN (10) YEARS. SPK-26 CONTROLS ARE COVERED BY A THREE (3) YEAR "ALL PARTS" WARRANTY. ALL PETERSON VALVES, PILOTS AND CONTROLS ARE COVERED BY A ONE (1) YEAR LIMITED WARRANTY (EXCLUDING BATTERIES).



14724 PROCTOR AVE. CITY OF INDUSTRY, CA 91746

RH  PETERSON CO.

WWW.RHPETERSON.COM

CRAFTED WITH PRIDE  IN THE USA

L-A1-01811