Specifications

Applications
DuraVent's Type B Gas Vent system. Use with natural gas or liquid propane category I and draft hood equipped appliances, and appliances tested and listed to use Type B Gas Vent. Applications include: natural gas fireplaces, gas-fired furnaces, boilers, water heaters, and wall or space heating applications.

Materials and Construction
Round Type B Gas Vent 3" - 8" and oval 4" - 6": Aluminum .012" inner wall, galvanized .018" outer wall.
Round Type B Gas Vent 10" - 16": Aluminum .016" inner wall, galvanized .021" outer wall.
Round Type B Gas Vent 18" - 30": aluminum .020" inner wall, galvanized .021" outer wall.
3"-16" diameters feature twist-lock fittings, screws required for 14" and larger diameters.

Clearances
1" clearance to combustibles in single and multi-family dwellings.

Diameters
3"- 30" Round Diameter.
4", 5", and 6" Oval.

Listings
UL Listed to UL 441 and UL 1777 (MH6357).
ULC Listed to ULC S605 (CMH1276 & CMH1407).

UL 441 and ULC S605 System

Type B Gas Vent

DuraVent's innovative system for a lock-tight connection for Type B Gas Vent called DuraLock. See the alignment indicators meet; feel the ends grasp together; hear the snap as the connection firmly locks into place. (See next page.)

DuraVent Type B Gas Vent is designed to meet the rugged demands of the job site. The inner wall is recessed to eliminate damage in handling.

Type B Gas Vent has been engineered to heat up rapidly. It remains hot during the operation of the appliance with minimal condensation in the appliance and vent system. Pipe lengths are available in multiple lengths, 6 to 60 inches, with a full complement of adjustable and rigid fittings.

Type B gas vents are not suitable for use with wood-burning or coal applications, industrial ovens, exhaust ranges and hoods, grease or pollution ducting, or as free-standing exhaust vents for high-temperature applications.

What makes us different from the rest?

DuraVent's Type B Gas Vent: A completely engineered system.

No sharp tabs to bend into slots. Twist locks into place.

Designed to meet the rugged demands of the job site with a recessed inner wall

Innovative system for a firm, lock-tight connection

Remains hot during operation with minimal condensation

Engineered to heat-up rapidly.

Limited Lifetime Warranty

Features	Benefits
Available in Round and Oval	Availability of two pipe shapes allows installers to select appropriate pipe for space needs. Oval pipe is manufactured to fit into standard stud walls, allowing for reduction of total area needed for installation.
Twist locks into place	No sharp tabs to bend into slots. Easy installation with no mechanical fasteners required.
Firm, lock-tight connection	DuraVent's innovative system DuraLock allows for a lock-tight connection. See the alignment indicators meet; feel the ends grasp together; hear the snap as the connection firmly locks into place.
Engineered to heat-up rapidly.	Type B Gas Vent remains hot during the operation of the appliance with minimal condensation in the appliance and vent system.
Pipe lengths are available in multiple lengths 6"-60".	Gives the installer the greatest variety of lengths to reach the desired height with ease and least amount of pipe sections.

Features	Benefits
Swivel Tees and Elbows	Elbows swivel 360° at base providing the flexibility to offset obstructions as needed. Branches of tees and bases of elbows swivel allowing part to be properly lined up after being connected to pipe sections. Saves time and money on installation.
Aluminum inner pipe	Aluminum inner pipe heats up faster. Remains hot during operation and eliminates condensation in the appliance and vent system.
Double-Wall Wye-45° Branch	Can be used in place of tees to provide a 45° angle instead of 90°. Branch swivels on male end for better alignment for a 45° offset or combining connectors from two or more appliances into a common vent.
Universal B-Vent to Aluminum Flex Adapter	Connects DuraFlex Aluminum flex to any brand of B-vent, allowing installers to reline a masonry chimney without needing to replace the existing B-vent connector to the appliance, saving the installer time and the homeowner money.
Limited Lifetime Warranty	The best Warranty in the industry. 15 years 100%, 15 years and up 50%. Gives the installer and homeowner the greatest peace of mind in a quality installation.
Made in USA	100% manufactured in USA.

Typical Installations

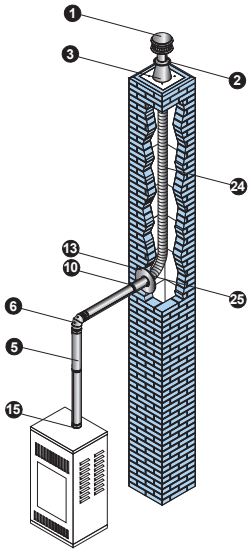

Furnace To Masonry

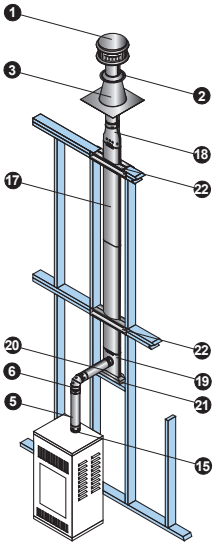

Furnace To Oval Type B Gas Vent

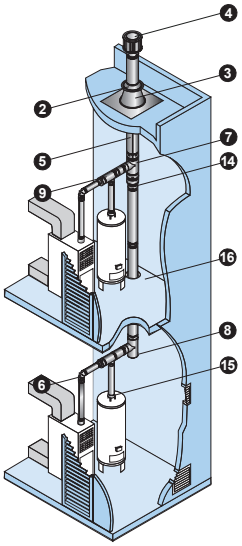

Multi-Story

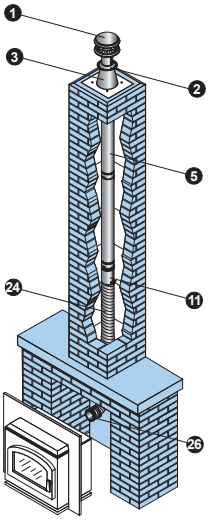

Gas Insert To Masonry

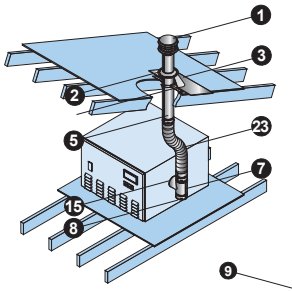

Attic Furnace

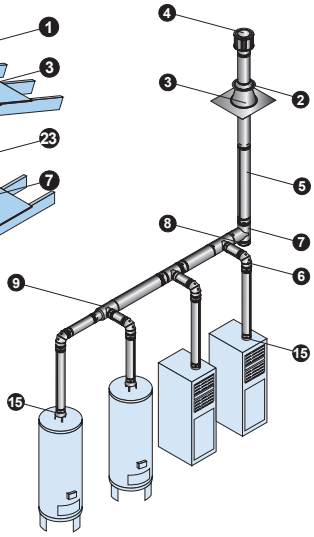

Type B Gas Vent Manifold

Installation Key			
1	DuraCap	14	Increaser
2	Storm Collar	15	Draft Hood Connector
3	Roof Flashing	16	Square Firestop Support
4	High-Wind Cap	17	Oval Pipe
5	Round Pipe	18	Oval to Round Adapter
6	Elbow	19	Oval Tee
7	Tee	20	Oval Tee Cap
8	Tee Cap	21	Oval Tee Support
9	Increaser Tee	22	Oval Firestop Spacer
10	Female Flex Adapter	23	DuraConnect II
11	Male Adapter	24	DuraFlex AL Length
12	Double-Wall Wye	25	DuraFlex Motar Sleeve
13	Pipe Collar	26	DuraFlex AL Coupling

Refer to our Typical Venting Installation drawings to select the appropriate component parts for your installation.

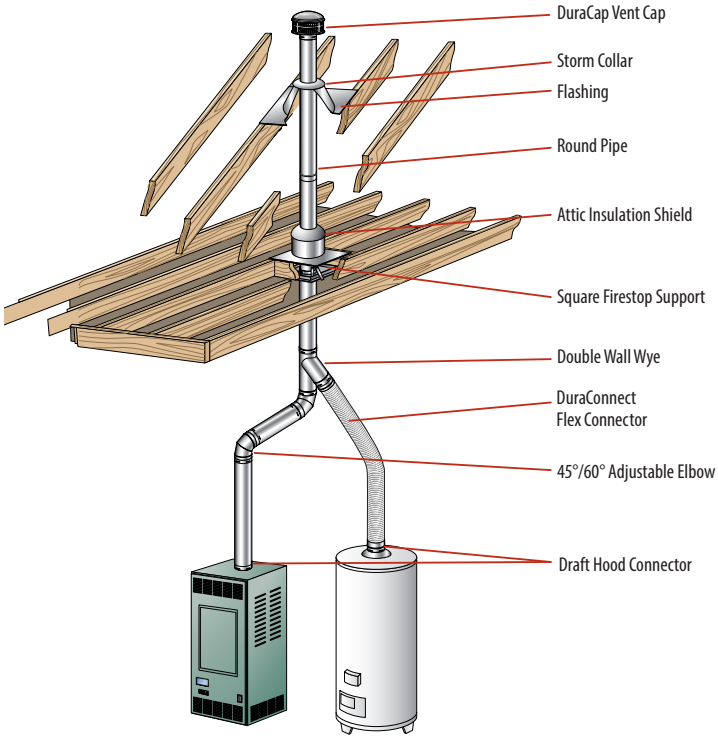

How Size and Height Affect Stove Performance

• The amount of heat the vent gases lose as they flow determines how much condensation will occur and how strong the draft will be. To control the heat losses, proper selection of venting materials is of vital importance.
• Double-wall Type B Gas Vent, with an aluminum inner wall and a galvanized steel outer wall, has proven to be the ideal choice in venting materials.

Vent Termination Chart

Using listed Type B Gas Vent caps may terminate in accordance with this table.

	Minimum Height	
Roof Pitch	Feet	Meters
Flat to 7/12	1	0.30
Over 7/12 to 8/12	1.5	0.46
Over 8/12 to 9/12	2	0.61
Over 9/12 to 10/12	2.5	0.76
Over 10/12 to 11/12	3.25	0.99
Over 11/12 to 12/12	4	1.22
Over 12/12 to 14/12	5	1.52
Over 14/12 to 16/12	6	1.83
Over 16/12 to 18/12	7	2.13
Over 18/12 to 20/12	7.5	2.29
Over 20/12 to 21/12	8	2.44

Gas Vent Specification Chart

Item	Clearances	Maximum Height	Outer Tube Ø	Materials	Locking Device	UL Listing	ULC Listing
Type B Vent Round 3"-8"	1 inch to combustibles	100 feet	⅝" larger than ID	Inner - .012" Aluminum Outer - .018" Galvanized	DuraLock	MH6357	CMH1276
Round 10" to 16" See note 2	1 inch to combustibles	100 feet	1" larger than ID	Inner - .016" Aluminum Outer - .021" Galvanized	TwistLock Screws	MH6357	CMH1276
Round 18" to 30"	1 inch to combustibles	100 feet	2" larger than ID See note 5	Inner - .020" Aluminum Outer - .021" Galvanized	Screws	MH6357	CMH1276
Oval Type B Vent 4" and 5"	2" x 4" & 2" x 6" stud wall and 1 inch to combustibles	See Note 3	2 ½" x 7 ¼" 3 ⅛" x 10 ⅞"	Inner - .012" Aluminum Outer - .018" Galvanized	Button Lock	MH6357	CMH1276
Oval Type B Vent 6"	2" x 6" stud wall and 1 inch to combustibles	See Note 3	3 ¼" x 12"	Inner - .012" Aluminum Outer - .018" Galvanized	Button Lock	MH6357	CMH1276
Type B Vent 3" to 6" Round Liner	0"/Masonry	50 feet	⅝" larger than ID	Inner - .012" Aluminum Outer - .018" Galvanized	DuraLock	MH14420 MH6357	CMH1407
DuraFlex AL Gas Relining 3" to 6"	0"/Masonry	50 feet	¼" larger than ID	.010" Aluminum Flex	Screws DuraLock	MH14420	--
DuraConnect 3" to 6"	1 inch to combustibles	See Note 4	¼" larger than ID	.010" Aluminum Flex .018" Galvalume	DuraLock	MH14089	--
DuraConnect II 3" to 6"	1 inch to combustibles	See Note 4	¼" larger than ID	.010" Aluminum Flex .018" Galvalume	DuraLock	MH14089	--

NOTES

1. Clearance to combustibles is the air space between vent and combustibles.

2. Maximum height varies with equipment over 50′, for taller applications refer to SDV sizing handbook (L202). 14"-16" Pipe require screws.

3. When oval is used on wall furnaces, minimum height required from bottom of furnace to cap is 12′, minimum 16″ stud space.

4. Limited by sizing tables.

5. 18″ pipe OD is one inch larger than ID and 20″ - 30″ OD is 2″ greater than ID.

Round Type B Gas Vent

Round Rigid Pipe

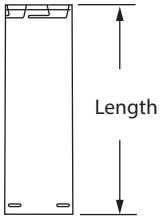

3″-16″

Use for venting listed natural gas or liquid propane Category I, draft hood appliances, or appliances that have been specifically tested and listed to use Type B Gas Vent. The appliances listed typically use Type B Gas Vent systems, but not always: Furnaces, Water Heaters, Boilers, Room Heaters, Decorative Gas Appliances, and Unit Heaters.

To calculate installed length, subtract 1 ½″ from each connection of vent. A 1″ clearance (air space) to combustible materials must be maintained. To calculate OD add ⅝″.

SIZE	LENGTH	ORDER #	STOCK #	SIZE	LENGTH	ORDER #	STOCK #
3″	6″	3GV06	810002492	6″	6″	6GV06	810002631
3″	12″	3GV12	810002493	6″	12″	6GV12	810002632
3″	18″	3GV18	810002495	6″	18″	6GV18	810002634
3″	24″	3GV24	810002497	6″	24″	6GV24	810002636
3″	36″	3GV36	810002499	6″	36″	6GV36	810002638
3″	48″	3GV48	810002501	6″	48″	6GV48	810002640
3″	60″	3GV60	810002503	6″	60″	6GV60	810002642
4″	6″	4GV06	810002536	7″	6″	7GV06	810002679
4″	12″	4GV12	810002537	7″	12″	7GV12	810002680
4″	18″	4GV18	810002539	7″	18″	7GV18	810002681
4″	24″	4GV24	810002541	7″	24″	7GV24	810002683
4″	36″	4GV36	810002543	7″	36″	7GV36	810002685
4″	48″	4GV48	810002545	7″	48″	7GV48	810002687
4″	60″	4GV60	810002547	7″	60″	7GV60	810002689
5″	6″	5GV06	810002584	8″	12″	8GV12	810002717
5″	12″	5GV12	810002585	8″	18″	8GV18	810002718
5″	18″	5GV18	810002587	8″	24″	8GV24	810002720
5″	24″	5GV24	810002589	8″	36″	8GV36	810002722
5″	36″	5GV36	810002591	8″	48″	8GV48	810002724
5″	48″	5GV48	810002593	8″	60″	8GV60	810002726
5″	60″	5GV60	810002595				

Large Diameter Round Rigid Pipe

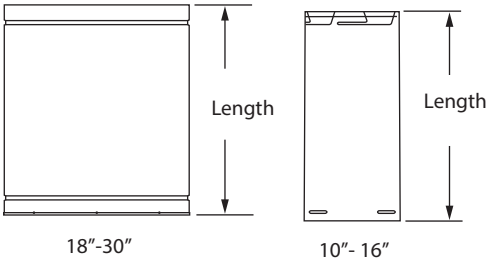

Type B Gas Vent systems may be used on other gas-burning appliances, when specified by appliance manufacturer. Type B Gas Vent is not used for Category II, III, or IV gas appliances, unless specified by appliance manufacturer.

To calculate installed length, subtract 1 ½″ (for 10″-16″ diameter) and 1 ⅛″ (for 18″-30″ diameter) from each connection of vent. A 1″ clearance (air space) to combustible materials must be maintained. 18″-30″ diameters are built to order and can not be returned.

SIZE	LENGTH	ORDER #	STOCK #	O.D.
10″	18″	10GV18	810002751	11″
10″	36″	10GV36	810002753	11″
12″	18″	12GV18	810002769	13″
12″	36″	12GV36	810002770	13″
14″	18″	14GV18	810002783	15″
14″	36″	14GV36	810002784	15″
16″	18″	16GV18	810002794	17″
16″	36″	16GV36	810002795	17″
18″	18″	18GV18	810002805	20″
18″	36″	18GV36	810002806	20″
20″	18″	20GV18	810002816	22″
20″	36″	20GV36	810002817	22″
22″	18″	22GV18	810002827	24″
22″	36″	22GV36	810002828	24″
24″	18″	24GV18	810002838	26″
24″	36″	24GV36	810002839	26″
26″	18″	26GV18	810002849	28″
26″	36″	26GV36	810002850	28″
28″	18″	28GV18	810002859	30″
28″	36″	28GV36	810002860	30″
30″	18″	30GV18	810002869	32″
30″	36″	30GV36	810002870	32″

Flex Pipe

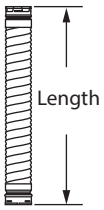

Use for offsets when relining a masonry chimney with DuraVent Type B Gas Vent. Add ⅝″ for OD.

SIZE	LENGTH	ORDER #	STOCK #
4″	5′	4GV60F	810002549
5″	5′	5GV60F	810002597
6″	5′	6GV60F	810002644

Round Adjustable Pipe

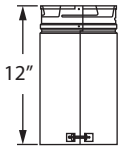

3″-12″

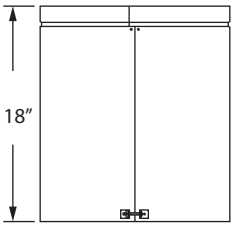

14″-30″

Use to add length to a straight length of Type B Gas Vent. 12″ adds 3″-10″ of length, 18″ adds 10″-16″ of length. Requires a 2″ overlap.

SIZE	LENGTH	ORDER #	STOCK #	SIZE	LENGTH	ORDER #	STOCK #
3″	3″ - 10″	3GV12A	810002505	16″	10″ - 16″	16GV18A	810002796
4″	3″ - 10″	4GV12A	810002550	18″	10″ - 16″	18GV18A	810002807
5″	3″ - 10″	5GV12A	810002598	20″	10″ - 16″	20GV18A	810002818
6″	3″ - 10″	6GV12A	810002645	22″	10″ - 16″	22GV18A	810002829
7″	3″ - 10″	7GV12A	810002691	24″	10″ - 16″	24GV18A	810002840
8″	3″ - 10″	8GV12A	810002728	26″	10″ - 16″	26GV18A	810002851
10″	3″ - 10″	10GV12A	810002755	28″	10″ - 16″	28GV18A	810002861
12″	3″ - 10″	12GV12A	810002772	30″	10″ - 16″	30GV18A	810002871
14″	10″ - 16″	14GV18A	810002785				

DuraConnect II - Double-Wall Flex Connector

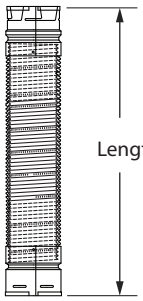

Use as a connector system to replace rigid gas vent with a flexible section. DuraConnect II can be used when Type B gas vent double-wall connector is required. Not to be enclosed and cannot penetrate through walls, floors, or ceilings. Twist-lock connectors on each end.

SIZE	LENGTH	ORDER #	STOCK #
3″	12″	3DV12DW	810002953
3″	24″	3DV24DW	810002954
3″	36″	3DV36DW	810002955
3″	48″	3DV48DW	810002956
3″	60″	3DV60DW	810002957
4″	12″	4DV12DW	810002958
4″	24″	4DV24DW	810002959
4″	36″	4DV36DW	810002960
4″	48″	4DV48DW	810002961
4″	60″	4DV60DW	810002962
5″	12″	5DV12DW	810002963
5″	24″	5DV24DW	810002964
5″	36″	5DV36DW	810002965
5″	48″	5DV48DW	810002966
5″	60″	5DV60DW	810002967
6″	12″	6DV12DW	810002968
6″	24″	6DV24DW	810002969
6″	36″	6DV36DW	810002970
6″	48″	6DV48DW	810002971
6″	60″	6DV60DW	810002972

90° Adjustable Elbow

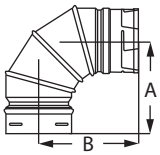

Offsets obstructions as needed. Elbows (3"-8") swivel 360° at base. 90° Elbow is adjustable from 0° to 90° in sizes 3"-10". Elbows must be supported when installed.

SIZE	ORDER #	STOCK #	A	B
3"	3GVL90	810002506	5 ½"	5 ¼"
4"	4GVL90	810002551	6"	5 ½"
5"	5GVL90	810002599	6 ½"	6 ½"
6"	6GVL90	810002646	6 ¾"	6 ¾"
7"	7GVL90	810002692	7 ¾"	7 ½"
8"	8GVL90	810002729	7 ¾"	7 ½"
10"	10GVL90	810002756	10 ¼"	9 ⅝"

45°/60° Adjustable Elbow

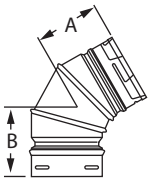

Offsets obstructions as needed. Elbows swivel 360° at base. 45°/60° Elbow is adjustable from 0° to 60°. Elbows must be supported when installed.

SIZE	ORDER #	STOCK #	A	B
3"	3GVL45	810002507	4"	4"
4"	4GVL45	810002552	4 ½"	4 ½"
5"	5GVL45	810002600	4 ½"	4 ½"
6"	6GVL45	810002647	5"	5"

45° Elbow

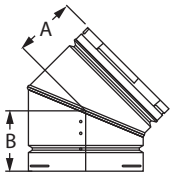

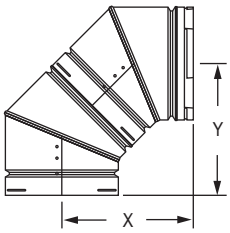

90° offset using two 45° Elbows

Offsets obstructions as needed. 45° Elbow in size 7"-30". Elbows up to 10" are adjustable. Sizes 12" and larger are not adjustable. Elbows must be supported when installed.

SIZE	ORDER #	STOCK #	A	B	X	Y
7"	7GVL45	810002693	4 ¾"	4 ¾"	10 ½"	10 ½"
8"	8GVL45	810002730	4 ¾"	4 ¾"	10 ¼"	10 ¼"
10"	10GVL45	810002757	5 ½"	5 ¾"	--	--
12"	12GVL45	810002773	6 ⅛"	6 ¼"	13 ⅞"	14"
14"	14GVL45	810002786	6 ½"	6 ⅞"	14 ⅞"	15 ¼"
16"	16GVL45	810002797	7 ¼"	7 ⅜"	16 ½"	16 ½"
18"	18GVL45	810002808	9"	8 ½"	20 ⅛"	21 ⅞"
20"	20GVL45	810002819	9"	8 ⅜"	20 ¼"	21 ¾"
22"	22GVL45	810002830	8 ½"	9 ¾"	20 ⅜"	21 ⅝"
24"	24GVL45	810002841	9 ½"	9 ¾"	21"	21 ⅞"
26"	26GVL45	810002852	10 ¼"	10 ¼"	21 ½"	22 ¾"
28"	28GVL45	810002862	9 ¾"	10"	21 ½"	22 ¾"
30"	30GVL45	810002872	9 ¾"	10"	23 ¾"	24"

Standard Tee

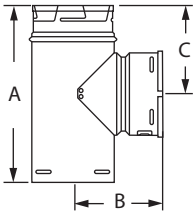

Use for a 90° offset or to combine connectors from two or more appliances into a common vent. Branch swivels for alignment. 3″-8″ feature swivel on male end.

SIZE	ORDER #	STOCK #	A	B	C
3″	3GVT	810002508	9″	4 ½″	4 ¼″
4″	4GVT	810002553	9 ⅞″	4 ¾″	4 ¾″
5″	5GVT	810002601	11″	5 ½″	5 ¼″
6″	6GVT	810002648	12″	5 ¾″	5 ⅝″
7″	7GVT	810002694	13″	6 5/16″	6 ¼″
8″	8GVT	810002731	14″	7 ⅜″	7″
10″	10GVT	810002758	17 ½″	8 ½″	8 ¾″
12″	12GVT	810002774	19 ¾″	10″	9 ⅜″
14″	14GVT	810002787	20 ⅞″	11″	10 ½″
16″	16GVT	810002798	24 ½″	12 ¼″	12 ¼″
18″	18GVT	810002809	29″	15″	15″
20″	20GVT	810002820	32″	16″	16″
22″	22GVT	810002831	33″	17″	17″
24″	24GVT	810002842	35″	18″	18″
26″	26GVT	810002853	35 ½″	18 ½″	17 ¾″
28″	28GVT	810002863	36″	19″	18 ½″
30″	30GVT	810002873	41 ½″	20 ½″	20 ¾″

Reduction Tee

Attaches smaller pipe to branch and larger pipe to body. Use for a 90° offset or to combine connectors from two or more appliances into a common vent. Branch swivels for alignment.

SIZE	ORDER #	STOCK #	SIZE	ORDER #	STOCK #	SIZE	ORDER #	STOCK #
4″	4GVTR3	810002554	14″	14GVTR8	810010114	22″	22GVTR18	810010142
5″	5GVTR3	810002603	14″	14GVTR10	810010110	22″	22GVTR20	810010143
5″	5GVTR4	810002602	14″	14GVTR12	810010111	24″	24GVTR12	810010146
6″	6GVTR3	810002650	16″	16GVTR7	810010118	24″	24GVTR14	810010147
6″	6GVTR4	810002649	16″	16GVTR8	810010119	24″	24GVTR16	810010148
6″	6GVTR5	810002677	16″	16GVTR10	810010115	24″	24GVTR18	810010149
7″	7GVTR3	810002716	16″	16GVTR12	810010116	24″	24GVTR20	810010150
7″	7GVTR4	810002715	16″	16GVTR14	810005178	26″	26GVTR12	810010154
7″	7GVTR5	810002714	18″	18GVTR7	810010127	26″	26GVTR14	810010155
7″	7GVTR6	810002713	18″	18GVTR8	810010128	26″	26GVTR18	810010156
8″	8GVTR4	810002749	18″	18GVTR10	810010120	26″	26GVTR22	810010158
8″	8GVTR5	810002748	18″	18GVTR12	810010121	26″	26GVTR24	810010159
8″	8GVTR6	810002747	18″	18GVTR14	810010122	28″	28GVTR12	810010162
8″	8GVTR7	810002746	18″	18GVTR16	810010123	28″	28GVTR14	810010163
10″	10GVTR4	810005188	20″	20GVTR8	810010137	28″	28GVTR20	810010164
10″	10GVTR5	810010210	20″	20GVTR10	810005179	28″	28GVTR22	810010165
10″	10GVTR6	810005189	20″	20GVTR12	810010129	28″	28GVTR24	810010166
10″	10GVTR7	810010211	20″	20GVTR14	810010130	30″	30GVTR12	810010168
10″	10GVTR8	810005190	20″	20GVTR16	810010131	30″	30GVTR18	810010170
12″	12GVTR6	810005192	20″	20GVTR18	810010132	30″	30GVTR20	810010171
12″	12GVTR7	810010214	22″	22GVTR10	810010138	30″	30GVTR26	810010172
12″	12GVTR8	810010215	22″	22GVTR12	810010139	30″	30GVTR28	810010173
14″	14GVTR6	810005177	22″	22GVTR14	810010140			
14″	14GVTR7	810010113	22″	22GVTR16	810010141			

Tee Cap



Use to cap Standard Tee or Increaser Tee. Remove Tee Cap to inspect the system; clean out debris or collected condensate from the common vent. Fits on inner liner.

SIZE	ORDER #	STOCK #	SIZE	ORDER #	STOCK #
3″	3GVTC	810002509	16″	16GVTC	810002799
4″	4GVTC	810002555	18″	18GVTC	810002810
5″	5GVTC	810002604	20″	20GVTC	810002821
6″	6GVTC	810002651	22″	22GVTC	810002832
7″	7GVTC	810002695	24″	24GVTC	810002843
8″	8GVTC	810002732	26″	26GVTC	810002854
10″	10GVTC	810002759	28″	28GVTC	810002864
12″	12GVTC	810002775	30″	30GVTC	810002874
14″	14GVTC	810002788			

Double-Wall Wye - 45° Branch

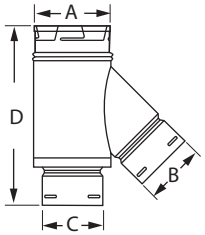

Use to combine connectors from two or more appliances into a common vent. Branch swivels for alignment. Swivel on male end. Additional sizes available through special order.

SIZE	ORDER #	STOCK #	A	B	C	D
4″ x 4″ x 3″	4GVY43	810002556	4 ½″	4 ⅝″	3 ⅝″	13 ⅞″
4″ x 4″ x 4″	4GVY44	810002557	4 ½″	4 ⅝″	4 ⅝″	13 ⅞″
4″ x 3″ x 4″	4GVY34	810002558	4 ½″	3 ⅝″	4 ⅝″	10 ¾″
5″ x 3″ x 4″	5GVY34	810002605	5 ½″	3 ⅝″	4 ⅝″	12 ¼″
5″ x 4″ x 4″	5GVY44	810002606	5 ½″	4 ⅝″	4 ⅝″	14″
5″ x 4″ x 5″	5GVY45	810002607	5 ½″	4 ⅝″	5 ⅝″	12″
6″ x 3″ x 4″	6GVY34	810002652	6 ½″	3 ⅝″	4 ⅝″	12 ⅝″
6″ x 4″ x 3″	6GVY43	810002653	6 ½″	4 ⅝″	3 ⅝″	13 ½″
6″ x 4″ x 4″	6GVY44	810002654	6 ½″	4 ⅝″	4 ⅝″	14″
6″ x 4″ x 5″	6GVY45	810002655	6 ½″	4 ⅝″	5 ⅝″	13 ¼″
6″ x 3″ x 5″	6GVY35	810002656	6 ½″	3 ⅝″	5 ⅝″	13 ¼″
6″ x 4″ x 6″	6GVY46	810002657	6 ½″	4 ⅝″	6 ⅝″	12″
7″ x 3″ x 5″	7GVY35	810002696	7 ½″	3 ⅝″	5 ⅝″	12 ¼″

Draft Hood Connector

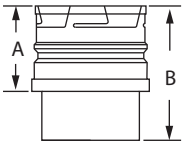

Use to connect appliance or single-wall connector to vent system.

SIZE	ORDER #	STOCK #	A	B
3″	3GVC	810002510	3″	6″
4″	4GVC	810002559	3″	6″
5″	5GVC	810002608	3″	6″
6″	6GVC	810002658	3″	6″
7″	7GVC	810002697	3″	6″
8″	8GVC	810002733	3″	6″
10″	10GVC	810002760	4″	7 ⅜″
12″	12GVC	810002777	4″	7 ⅜″
14″	14GVC	810002789	6″	10″
16″	16GVC	810002800	5 ¾″	10″
18″	18GVC	810002811	6″	12″
20″	20GVC	810002822	6″	12″
22″	22GVC	810002833	6″	14 ¾″
24″	24GVC	810002844	6″	14″

Increaser

Use to increase vent diameter. Additional sizes available through special order.

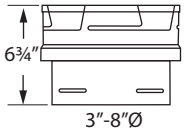

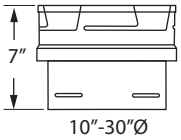

SIZE	ORDER #	STOCK #	SIZE	ORDER #	STOCK #	SIZE	ORDER #	STOCK #
3" x 4"	3GVX4	810002511	8 x 14"	8GVX14	810005153	14" x 30"	14GVX30	810010222
3" x 5"	3GVX5	810002512	8 x 16"	8GVX16	810005164	16" x 18"	16GVX18	810005166
3" x 6"	3GVX6	810002513	8 x 18"	8GVX18	810005170	16" x 20"	16GVX20	810010074
3" x 7"	3GVX7	810002514	8 x 20"	8GVX20	810010105	16" x 22"	16GVX22	810010177
4" x 5"	4GVX5	810002560	10" x 12"	10GVX12	810002766	16" x 24"	16GVX24	810005183
4" x 6"	4GVX6	810002561	10" x 14"	10GVX14	810005152	16" x 26"	16GVX26	810010189
4" x 7"	4GVX7	810002562	10" x 16"	10GVX16	810005163	16" x 28"	16GVX28	810010198
4" x 8"	4GVX8	810002563	10" x 18"	10GVX18	810005169	16" x 30"	16GVX30	810010221
4" x 10"	4GVX10	810005150	10" x 20"	10GVX20	810005175	18" x 20"	18GVX20	810005172
5" x 6"	5GVX6	810002609	10" x 22"	10GVX22	810010178	18" x 22"	18GVX22	810010176
5" x 7"	5GVX7	810002610	10" x 24"	10GVX24	810010184	18" x 24"	18GVX24	810005182
5" x 8"	5GVX8	810002611	12" x 14"	12GVX14	810005151	18" x 26"	18GVX26	810010188
5" x 10"	5GVX10	810005149	12" x 16"	12GVX16	810005162	18" x 28"	18GVX28	810005187
5" x 12"	5GVX12	810010094	12" x 18"	12GVX18	810005168	18" x 30"	18GVX30	810010220
6" x 7"	6GVX7	810002659	12" x 20"	12GVX20	810005174	20" x 22"	20GVX22	810010175
6" x 8"	6GVX8	810002660	12" x 22"	12GVX22	810005181	20" x 24"	20GVX24	810010183
6" x 10"	6GVX10	810005148	12" x 24"	12GVX24	810005185	20" x 26"	20GVX26	810010187
6" x 12"	6GVX12	810005159	12" x 26"	12GVX26	810010191	20" x 28"	20GVX28	810010197
6" x 14"	6GVX14	810005155	12" x 28"	12GVX28	810010200	20" x 30"	20GVX30	810005193
7" x 8"	7GVX8	810002698	12" x 30"	12GVX30	810010223	22" x 24"	22GVX24	810010182
7" x 10"	7GVX10	810005147	14" x 16"	14GVX16	810005161	22" x 26"	22GVX26	810010186
7" x 12"	7GVX12	810005158	14" x 18"	14GVX18	810005167	22" x 28"	22GVX28	810010196
7" x 14"	7GVX14	810005154	14" x 20"	14GVX20	810005173	22" x 30"	22GVX30	810010219
7" x 16"	7GVX16	810009471	14" x 22"	14GVX22	810005180	24" x 26"	24GVX26	810010185
7" x 18"	7GVX18	810010099	14" x 24"	14GVX24	810005184	24" x 28"	24GVX28	810010195
8 x 10"	8GVX10	810002767	14" x 26"	14GVX26	810010190	24" x 30"	24GVX30	810010218
8 x 12"	8GVX12	810005157	14" x 28"	14GVX28	810010199	26" x 28"	26GVX28	810010194
						26" x 30"	26GVX30	810010217
						28" x 30"	28GVX30	810010216

Draft Hood Increaser

Use to increase the vent diameter directly on top of the appliance.

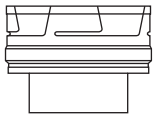

SIZE	ORDER #	STOCK #
3"- 4"	3GVRRA4	810002515
3"- 5"	3GVRRA5	810002516
4"- 5"	4GVRRA5	810002564

Female Adapter

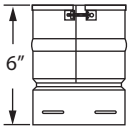

Use to connect listed Type B Gas Vent system manufactured by other companies to existing DuraVent Type B Gas Vent. For adapting to flex see DuraFlex Female Flex Adapter.

SIZE	ORDER #	STOCK #	SIZE	ORDER #	STOCK #
3″	3GVAF	810002517	6″	6GVAF	810002661
4″	4GVAF	810002565	7″	7GVAF	810002699
5″	5GVAF	810002612	8″	8GVAF	810002734

Male Adapter

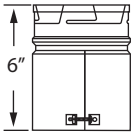

Use to connect existing DuraVent Type B Gas Vent to a listed Type B Gas Vent system manufactured by other companies. Male adapter can also be used to attach to DuraFlex AL.

SIZE	ORDER #	STOCK #	SIZE	ORDER #	STOCK #
3″	3GVAM	810002518	6″	6GVAM	810002662
4″	4GVAM	810002566	7″	7GVAM	810002700
5″	5GVAM	810002613	8″	8GVAM	810002735

H/C Adapter

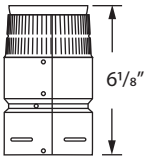

Use to connect DuraVent Type B Gas Vent products to an existing listed Type B Gas Vent system, manufactured by other companies using locking ring system.

SIZE	ORDER #	STOCK #
3″	3GVADHC	810002519
4″	4GVADHC	810002567
5″	5GVADHC	810002614
6″	6GVADHC	810002663

Wall Strap

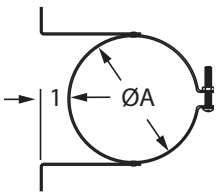

Use to provide support for offsets and horizontal runs. Recommended every 4′ to support vertical common vent. Use also with DuraConnect or DuraConnect II. 10″ Type B gas vent (11″ OD) uses a 7″ DuraPlus Chimney Wall Strap. Wall Strap legs can be rotated 360˚ to conceal screw.

SIZE	ORDER #	STOCK #	A
3″	3GVWS	810002520	3 5/8″
4″	4GVWS	810002568	4 5/8″
5″	5GVWS	810002615	5 5/8″
6″	6GVWS	810002664	6 5/8″
7″	7GVWS	810002701	7 5/8″
8″	8GVWS	810002736	8 5/8″
10″	7DP-WS	810000590	10 5/8″

Square Firestop Support

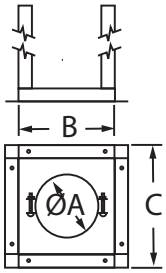

Use to support vent at ceiling level. Includes clamp that supports and prevents pipe sections from slipping down. Provides the mandatory 1″ clearance to combustibles. Straps extend 16″.

SIZE	ORDER #	STOCK #	A	B	C
3″	3GVRS	810002521	3 ¾″	5 ¾″	7 ¾″
4″	4GVRS	810002569	4 ¾″	6 ¾″	8 ¾″
5″	5GVRS	810002616	5 ¾″	7 ¾″	9 ¾″
6″	6GVRS	810002665	6 ¾″	8 ¾″	10 ¾″
7″	7GVRS	810002702	7 ¾″	9 ¾″	11 ¾″
8″	8GVRS	810002737	8 ¾″	10 ¾″	12 ¾″
10″	10GVRS	810002761	10 ¾″	12 ¾″	14 ¾″
12″	12GVRS	810002779	12 ¾″	14 ¾″	16 ¾″

Gas Vent Roof Support

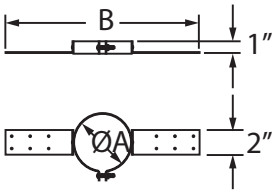

Use to support Type B gas vent pipe at roof level. Can be used when DuraConnect II is installed in attic space.

SIZE	ORDER #	STOCK #	A	B
3″	3GVS	810002522	3 ⅝″	14 ¾″
4″	4GVS	810002570	4 ⅝″	15 ¾″
5″	5GVS	810002617	5 ⅝″	16 ¾″
6″	6GVS	810002666	6 ⅝″	17 ¾″

Firestop Spacer



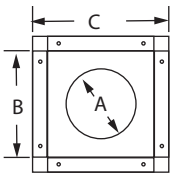

Use at every ceiling level where Square Firestop Support is not used. 3″-6″ style shown in left photo. 7″-12″ style shown in right photo.

SIZE	ORDER #	STOCK #	A	B	C
3″	3GVFS	810002523	3 ¾″	5 ¾″	7 ¾″
4″	4GVFS	810002571	4 ¾″	6 ¾″	8 ¾″
5″	5GVFS	810002618	5 ¾″	7 ¾″	9 ¾″
6″	6GVFS	810002667	6 ¾″	8 ¾″	10 ¾″
7″	7GVFS	810002703	7 ¾″	9 ¾″	11 ⅝″
8″	8GVFS	810002738	8 ¾″	10 ¾″	12 ⅝″″
10″	10GVFS	810002762	10 ¾″	12 ¾″	15″
12″	12GVFS	810002776	12 ¾″	14 ¾″	17″

Round Bucket Support

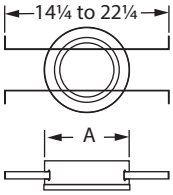

Use to support the Type B gas vent between 16″ to 24″ on-center joists or rafters. Use with a Draft Hood Connector to transition fitting between single-wall connector and Type B gas vent pipe sections. A Firestop Spacer is required.

SIZE	ORDER #	STOCK #	A
3″- 4″	3GVRS4	810002524	7″
5″- 6″	5GVRS6	810002619	8″
7″- 8″	7GVRS8	810002704	10″

Pipe Collar

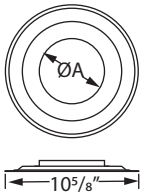

Use for decorative purposes. Optional.

SIZE	ORDER #	STOCK #	A
3″	3GVPC	810002525	3 ¾″
4″	4GVPC	810002572	4 ¾″
5″	5GVPC	810002620	5 ¾″
6″	6GVPC	810002668	6 ¾″

Wall Thimble

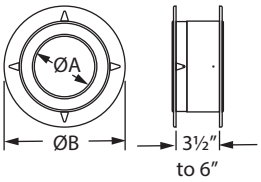

Use for through-the-wall system to provide clearances for vent from combustibles. Adjusts from 3½″ to 6″ to accommodate various wall thicknesses. Larger diameter wall thimbles are field-fabricated. (See local codes for guidelines.)

SIZE	ORDER #	STOCK #	A	B
3″	3GVWT	810002526	3 ¾″	7 ½″
4″	4GVWT	810002573	4 ¾″	8 ½″
5″	5GVWT	810002621	5 ¾″	9 ½″
6″	6GVWT	810002669	6 ¾″	10 ½″
7″	7GVWT	810002705	7 ¾″	11 ½″
8″	8GVWT	810002739	8 ¾″	12 ½″

Attic Insulation Shield

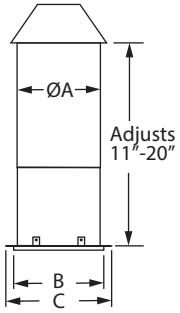

Required for installations that pass through an attic to prevent insulation and debris from accumulating near the vent.

SIZE	ORDER #	STOCK #	A	B	C
3″- 4″	3GVIS	810002527	6 ¾″	7 ³⁄₁₆″	9 ¼″
5″- 6″	5GVIS	810002622	8 ¾″	8 ¹⁵⁄₁₆″	11″
7″- 8″	7GVIS	810002706	10 ¾″	10 ⁵⁄₁₆″	13″

Storm Collar

3″ - 7″

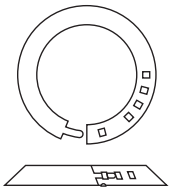

10″-14″

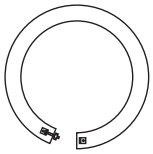

16″ - 30″

Use to maintain a weather tight resistant seal between the pipe and the flashing.

SIZE	ORDER #	STOCK #	A	SIZE	ORDER #	STOCK #	A
3″	3GVSC	810002528	3 5/8″	16″	16GVSC	810002801	17″
4″	4GVSC	810002574	4 5/8″	18″	18GVSC	810002812	19″
5″	5GVSC	810002623	5 5/8″	20″	20GVSC	810002823	22″
6″	6GVSC	810002670	6 5/8″	22″	22GVSC	810002834	24″
7″	7GVSC	810002707	7 5/8″	24″	24GVSC	810002845	26″
8″	8GVSC	810002740	8 5/8″	26″	26GVSC	810002855	28″
10″	10GVSC	810002763	11″	28″	28GVSC	810002865	30″
12″	12GVSC	810002778	13″	30″	30GVSC	810002875	32″
14″	14GVSC	810002790	15″				

Adjustable Roof Flashing

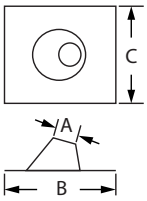

Use to weather proof the penetration of vent pipe through the roof. Storm Collar required. Select roof flashing based on pitch of roof. For pitches of 0/12 - 6/12. Made of galvalume.

SIZE	ORDER #	STOCK #	A	B	C
3″	3GVF	810002529	3 5/8″	16″	16″
4″	4GVF	810002575	4 5/8″	17″	17″
5″	5GVF	810002624	5 5/8″	18 3/8″	18 3/8″
6″	6GVF	810002671	6 3/4″	19 1/4″	19 1/4″
7″	7GVF	810002708	7 3/4″	20 5/8″	20 5/8″
8″	8GVF	810002741	8 3/4″	21 1/2″	21 1/2″
10″	10GVF	810002764	12 1/2″	26 1/8″	26″
12″	12GVF	810002780	13 1/2″	26 1/8″	26″
14″	14GVF	810002791	15″	32″	30″
16″	16GVF	810002802	17″	32 3/16″	30 3/16″
18″	18GVF	810002813	19 3/4″	39″	36″
20″	20GVF	810002824	23″	43″	40″
22″	22GVF	810002835	24 11/16″	39 11/16″	41 11/16″
24″	24GVF	810002846	26″	45″	44 3/4″
26″	26GVF	810002856	28 5/8″	52″	48″
28″	28GVF	810002866	30 7/8″	49 1/2″	47 1/2″
30″	30GVF	810002876	33″	51″	49″

Steep Roof Flashing



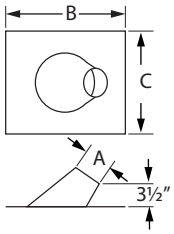

Use to weather proof the penetration of vent pipe through the roof. Storm Collar required. Select roof flashing based on pitch of roof. For pitches of 7/12 - 12/12. Made of galvalume.

SIZE	ORDER #	STOCK #	A	B	C
3″	3GVFSR	810002530	3 ¾″	19 ¾″	14 ¾″
4″	4GVFSR	810002576	4 ¾″	19 ¾″	14 ¾″
5″	5GVFSR	810002625	5 ¾″	22″	16 13⁄16″
6″	6GVFSR	810002672	6 ¾″	22″	16 13⁄16″
7″	7GVFSR	810002709	7 ¾″	27 ⅞″	18 3⁄16″
8″	8GVFSR	810002742	8 ¾″	27 ⅞″	18 3⁄16″

Tall Cone Flat Flashing

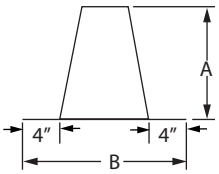

Use to weather proof the penetration of vent pipe through the roof. Storm Collar required. Select roof flashing based on pitch of roof. Use on flat roofs, chase enclosures, or masonry chimney. Made of galvalume.

SIZE	ORDER #	STOCK #	A	B
3″	3GVFF	810002531	11 ¼″	16″
4″	4GVFF	810002577	11 ¼″	17″
5″	5GVFF	810002626	11 ¼″	18 ¼″
6″	6GVFF	810002673	10 ⅞″	18 ¼″
7″	7GVFF	810002710	11 ¼″	21 ½″
8″	8GVFF	810002743	11 ¼″	21 ½″
10″	10GVFF	810002765	11 ¼″	25 ½″
12″	12GVFF	810002781	12″	29 ½″
14″	14GVFF	810002792	12″	32″
16″	16GVFF	810002803	12″	36″
18″	18GVFF	810002814	12″	36″
20″	20GVFF	810002825	12″	38″
22″	22GVFF	810002836	12″	40″
24″	24GVFF	810002847	12″	44 ¾″
26″	26GVFF	810002857	12″	44 ¾″
28″	28GVFF	810002867	12″	48″
30″	30GVFF	810002877	12″	48″

DSA Roof Flashing

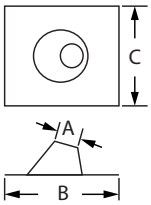

Use with metal or tile roofs. Available in Adjustable Roof Flashing style (0/12-6/12). Made of dead soft aluminum. Refer to Roof Flashing tables for dimensions.

SIZE	ORDER #	STOCK #	A	B	C
3″	3GVFDSA	810002533	3 5/8″	19 3/8″	23″
4″	4GVFDSA	810002578	4 5/8″	19 3/8″	23″
5″	5GVFDSA	810002627	5 5/8″	22″	24 13/16″
6″	6GVFDSA	810002674	6 3/4″	22″	24 13/16″

DuraCap

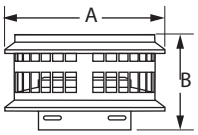

Required where pipe terminates above the roof line. Use for vertical installations only.

SIZE	ORDER #	STOCK #	A	B
3″	3GVDC	810002534	8″	5″
4″	4GVDC	810002579	8″	5″
5″	5GVDC	810002628	11″	7 1/2″
6″	6GVDC	810002675	11″	7 1/2″
7″	7GVDC	810002711	15″	7 1/4″
8″	8GVDC	810002744	15″	7 1/4″

High-Wind Cap

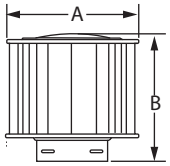

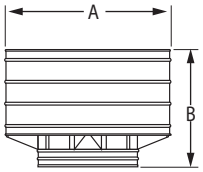

20″- 30″

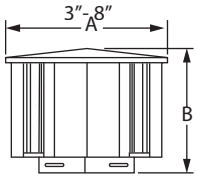

10″- 18″

Use for vertical terminations only. Provides improved performance in high wind conditions. For vertical terminations only.

SIZE	ORDER #	STOCK #	A	B
3″	3GVVTH	810002535	7 1/2″	7 1/4″
4″	4GVVTH	810002581	8 1/2″	8 1/4″
5″	5GVVTH	810002629	9 1/2″	9 3/8″
6″	6GVVTH	810002676	10 1/2″	9 1/4″
7″	7GVVTH	810002712	11 1/2″	11 3/4″
8″	8GVVTH	810002745	12 1/2″	12 3/4″
10″	10GVVT	810002768	17 1/2″	16″
12″	12GVVT	810002782	19 1/4″	18 3/4″
14″	14GVVT	810002793	24″	23″
16″	16GVVT	810002804	26″	19 1/2″
18″	18GVVT	810002815	30″	21 1/2″
20″	20GVVT	810002826	34″	23 1/2″
22″	22GVVT	810002837	36″	25 1/2″
24″	24GVVT	810002848	39″	27 1/2″
26″	26GVVT	810002858	44″	29 1/2″
28″	28GVVT	810002868	48″	31 1/2″
30″	30GVVT	810002878	50″	33 1/2″